



# OcuLight® SLx 810 nm Infrared Solid-State Laser



**IRIDEX**

Elegantly simple solutions™

# The Industry Standard for High-Performance Versatility

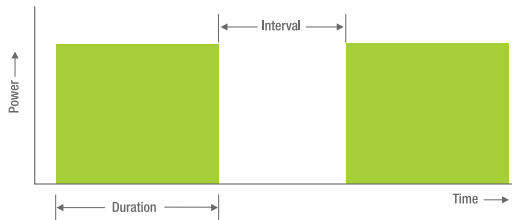
The OcuLight® SLx 810 nm infrared laser offers high performance for retinal photocoagulation and glaucoma procedures, including transscleral applications.

The versatile capability of the OcuLight SLx system offers three different laser energy delivery modalities: CW-Pulse™, MicroPulse™, and LongPulse™. The system's highly ergonomic user interface, infrared wavelength, and wide choice of delivery systems offer a broad spectrum of treatment options particularly well suited for retinopathy of prematurity and end-stage glaucoma.



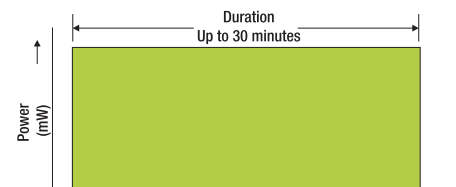
## Increasing Your Clinical Options

CW-Pulse™ Mode



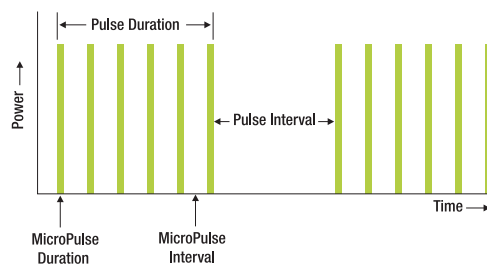
Laser energy is delivered in single or repetitive exposures.

LongPulse™ Mode



LongPulse mode delivers laser energy for extended durations.

MicroPulse™ Mode  MicroPulse



MicroPulse mode delivers laser energy in a series of short-duration pulses, allowing fine control of the thermal effects of the laser.


## Indications for Use

Indication	Procedure	Delivery Device
Glaucoma <ul style="list-style-type: none"> <li>- Primary Open Angle</li> <li>- Closed Angle</li> <li>- Refractory Glaucoma</li> </ul>	Laser Trabeculoplasty; Iridotomy; Transscleral Cyclophotocoagulation	Slit Lamp Adapters (SLAs); G-Probe™
Diabetic Retinopathy <ul style="list-style-type: none"> <li>- Nonproliferative Retinopathy</li> <li>- Macular Edema</li> <li>- Proliferative Retinopathy</li> </ul>	Panretinal Photocoagulation (PRP); Focal and Grid Laser Treatments	SLA; EndoProbe®; Laser Indirect Ophthalmoscope (LIO)
Retinal Tears, Detachments, and Holes	Transscleral Retinal Photocoagulation (TSRPC); Focal and Grid Laser Treatments	SLA; DioPexy™; LIO; EndoProbe
Lattice Degeneration	PRP; Focal and Grid Laser Treatments	EndoProbe; SLA; LIO
Age-Related Macular Degeneration (AMD)	Focal and Grid Laser Treatments	SLA; LIO
Intra-Ocular Tumors <ul style="list-style-type: none"> <li>- Choroidal Hemangioma</li> <li>- Choroidal Melanoma</li> <li>- Retinoblastoma</li> </ul>	Focal and Grid Laser Treatments	SLA; LIO; Operating Microscope Adapter (OMA)
Retinopathy of Prematurity	PRP; TSRPC; Focal and Grid Laser Treatments	DioPexy; LIO; LIO-LS
Sub-Retinal (choroidal) Neovascularization	Focal and Grid Laser Treatments	SLA; LIO
Central and Branch Retinal Vein Occlusion	PRP; Focal and Grid Laser Treatments	EndoProbe; SLA; LIO



# A Wide Choice of Delivery Systems

## Specifications

<b>Wavelength:</b>	810 nm Infrared
<b>Weight:</b>	14.0 lb (6.4 kg)
<b>Dimensions:</b>	4" H x 12" W x 12" D (10 cm x 30 cm x 30 cm)
<b>Connector Type:</b>	Resistor
<b>Electrical:</b>	100–120 VAC, 50/60 Hz 200–240 VAC, 50/60 Hz
<b>Exposure Duration:</b>	CW-Pulse™: 10–9000 ms LongPulse™: 10 s–30 min
<b>Exposure Interval:</b>	50–1000 ms
<b>MicroPulse™ Duration:</b>	MicroPulse: 0.1–1.0 ms  MicroPulse
<b>MicroPulse Interval:</b>	MicroPulse: 1.0–10.0 ms
<b>Aiming Laser:</b>	Diode laser, 655 nm nominal
<b>Delivery Device Power Output:</b>	Portable SLA: 0–2000 mW LIO: 0–2000 mW LIO-LS: 0–2000 mW EndoProbe®: 0–2000 mW G-Probe™: 0–3000 mW DioPexy™: 0–2000 mW OMA: 0–2000 mW



Specifications are subject to change without notice. IRIDEX, the IRIDEX logo, OcuLight, and EndoProbe are registered trademarks and CW-Pulse, MicroPulse, LongPulse, G-Probe, and DioPexy are trademarks of IRIDEX Corporation.

Products are covered by one or more of the following U.S. patents: 5,372,595; 5,511,085; 5,521,932; 5,663,979; 5,982,789; 5,979,554; 6,141,143; 6,144,484; 6,222,869; 6,327,291; 6,377,599; 6,540,391; 6,733,490; 6,800,076; 7,537,593; 7,766,904; 7,771,417; and 7,909,816.

 Emergo Europe  
Molenstraat 15, 2513 BH The Hague, The Netherlands, Tel.: (31) (0) 70 345-8570, Fax: (31) (0) 70 346-7299



**Elegantly simple solutions™**

